

Exploring the Seven Sacred Teachings



Student Activity Booklet

Name: _____



everylivingthing.ca

Introduction

Name: _____

Date: _____

Instructions: Write the name of each animal below each photo. Then write the teaching below the animal it represents. Use the words from the word bank.



Name: _____

Teaching: _____



Name: _____

Teaching: _____



Name: _____

Teaching: _____



Name: _____

Teaching: _____



Name: _____

Teaching: _____



Name: _____

Teaching: _____



Name: _____

Teaching: _____

Word bank:

love	turtle
respect	raven
honesty	beaver
courage	eagle
wisdom	bear
humility	wolf
truth	bison

"7" - William Prince

Name: _____

Date: _____

Ooh-hoo, ooh-hoo

Ooh-hoo, ooh-hoo

Ooh-hoo

May your love be pure like an eagle
Wisdom be under every stone you turn
Let truth be your key to freedom and bind you
To the path that holds the light

We're the reason that there's seven sins and teachings
Each one can wait the other out
Life is two wolves, good and evil, who you feeding?
Tell me are you in or are you out?

Be honest and honour each other
Don't make a promise that you'll have to break
Have forgiveness when there's only hatred
Stand up for good for goodness sake

May your mind be vast like the ocean
Salvage the lesson from each storm you survive
Let honesty lead you 'cross the sea, forever keep you
On the current that carries the light

In this world that's growing older faster
Humility will keep your spirit young
When you're looking far into the future
Don't forget how far you've already come

Ooh-hoo, ooh-hoo

Ooh-hoo, ooh-hoo

Ooh-hoo, ooh-hoo

Ooh-hoo, ooh-hoo

Ooh-hoo, ooh-hoo

May your strength be abundant everlasting
Joy bring peace to your life
Surrender your heart to the seven
Keep to the path that holds the light

Let respect be the law by which you're driven
'Cause respect it gets earned it ain't given
To our brothers and sisters born with two spirits
May you find the courage to reconcile

'Cause in this world that's growin' older faster
Humility will keep your spirits young
When you're lookin' far into the future
Don't forget how far you've already come

Ooh-hoo, ooh-hoo

Ooh-hoo, ooh-hoo

Ooh-hoo, ooh-hoo

Ooh-hoo, ooh-hoo

Ooh-hoo, ooh-hoo

May your love be pure like an eagle
Wisdom be under every stone you turn
Let truth be your key to freedom and bring you
To the path that holds the light

Love

Name: _____

Date: _____

Instructions: Write a letter to someone you love. Be sure to include reasons why you love them. Draw a picture of an eagle or eagle feather and explain to your loved one why you included this drawing to represent love.

Dear _____,

Love, _____



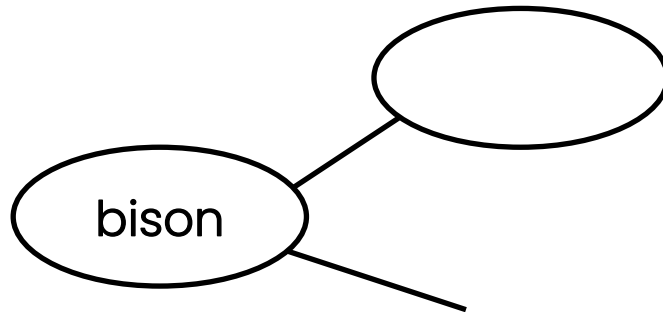
Respect

Name: _____

Date: _____

Instructions: Complete the activity sheet by answering the following questions.

1. Create a map of different species that benefit from bison engineering their environment.



2. List three ways bison 'engineer' their environment.

3. Why is it important to respect bison?

4. Knowing what you know now about bison, why do you think they were chosen to represent the teaching of respect?

Honesty

Name: _____

Date: _____

Instructions: Read each situation and answer the questions that follow.

1. Kat overhears classmates making fun of her best friend, Alex's new haircut. Her classmates don't notice her there or realize that she heard them.

If you were Kat what would you do?

Why?

2. Jude is having dinner at his friend, Nora's house. Nora's grandmother made Brussel sprouts, Jude's least favourite food. After dinner, Nora asked Jude, how he liked his grandmother's cooking.

If you were Jude what would you do?

Why?

3. Sam got 100% on a test, but they noticed that their teacher accidentally marked a question correct when it was actually wrong.

If you were Sam what would you do?

Why?

4. Gia goes to watch her friend, Noah's first piano recital. Noah just started lessons, so he made some obvious mistakes that Gia noticed. After the recital Noah asked Gia how he did.

If you were Gia what would you do?

Why?

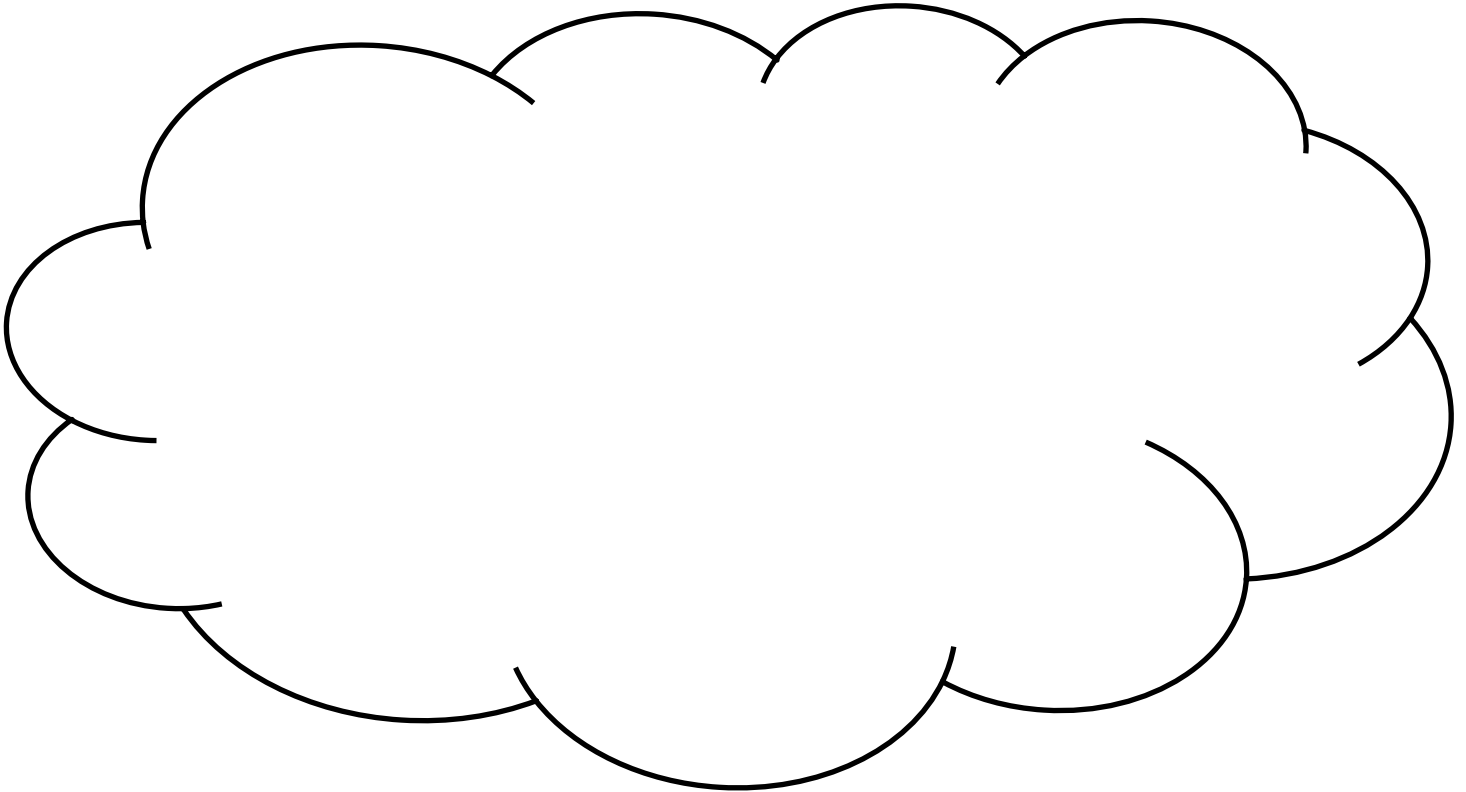
5. Can you relate to any of the situations? Explain.

Courage

Name: _____

Date: _____

Instructions: Brainstorm different ways you can show courage. Write them in the cloud below. Then think of a time you showed courage and write and/or draw between the dotted lines. Cut out the strip of paper by following the dotted lines. Draw a bear or another animal you feel represents courage and bravery on the back.



I showed courage when

Wisdom

Name: _____

Date: _____

Instructions: Complete the first two columns (K and W) or the chart before watching the video. Complete the last column (L) after watching the video.

All About Beavers

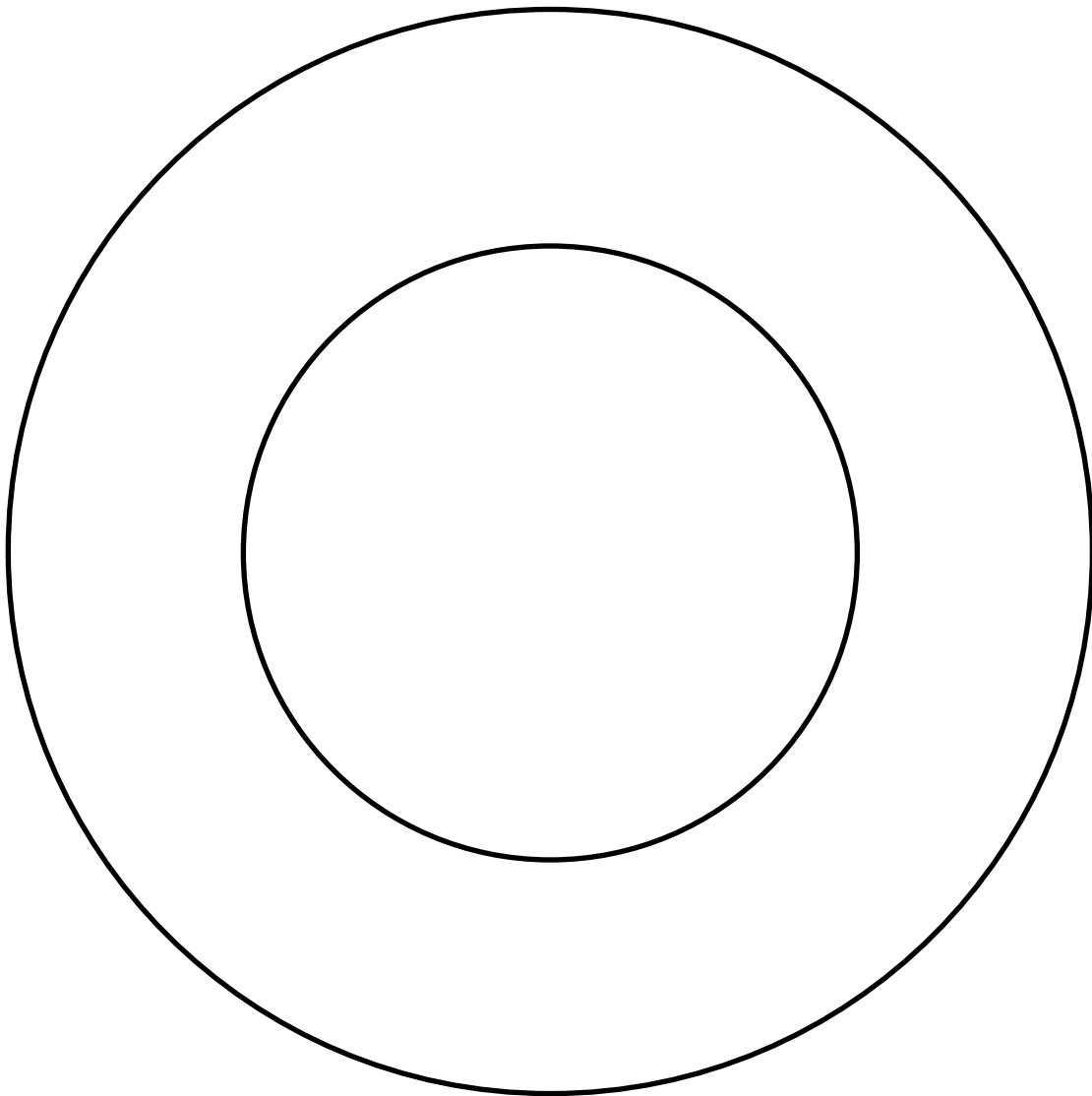
What do I K now?	What do I W ant to know?	What have I L earned?

Humility

Name: _____

Date: _____

Instructions: Draw a picture of yourself in the smallest circle. Write your roles and responsibilities in the next circle. Write how your roles and responsibilities impact others outside the circles.



Truth

Name: _____

Date: _____

Instructions: Create your own piece of art on the turtle's back. Include animals from the Seven Sacred Teachings and what you have learned. Name your piece and include a brief explanation of what your art means in the box on the following page. Cut out your turtle and explanation by following the dotted line.

